

マーシャルアイランド籍船 (バルクキャリアー・タンカー)の ポートステートコントロールに拠る拘留 2023-2024

1

REPUBLIC OF THE MARSHALL ISLANDS (RMI) PORT STATE CONTROL (PSC) DETENTIONS 2023-2024


Presented by:

Michinori Kurihara, Representative
(International Registries (Far East) Limited Imabari Branch)

Japan – PSC Update Seminar | March 2025

2

2023-2024年のPSC MOU別拘留隻数データ

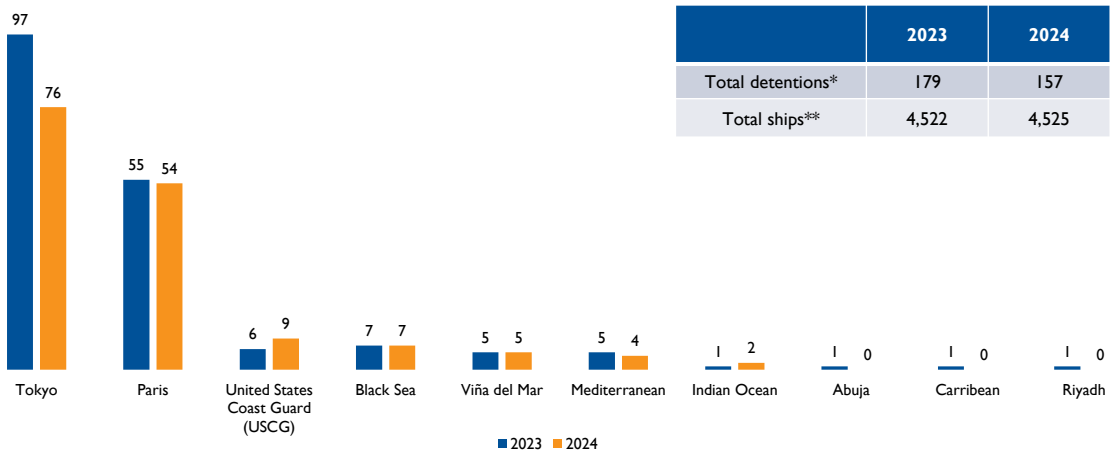


* 介入による拘留取り下げ:
2023年: 5件; 2024年: 4件

** Mobile Offshore Unit 及びヨットの登録隻は除外

3

PSC DETENTIONS PER MEMORANDUM OF UNDERSTANDING (MoU) 2023-2024



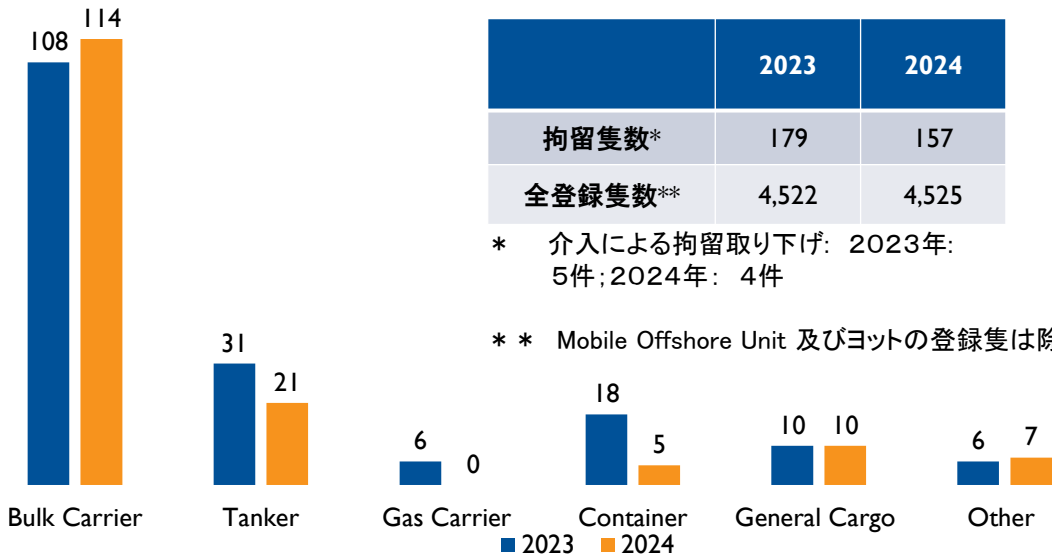
*Total Appeals Achieved: 2023: 5; 2024: 4

**Excluding mobile offshore units (MOUs) and yachts.

4

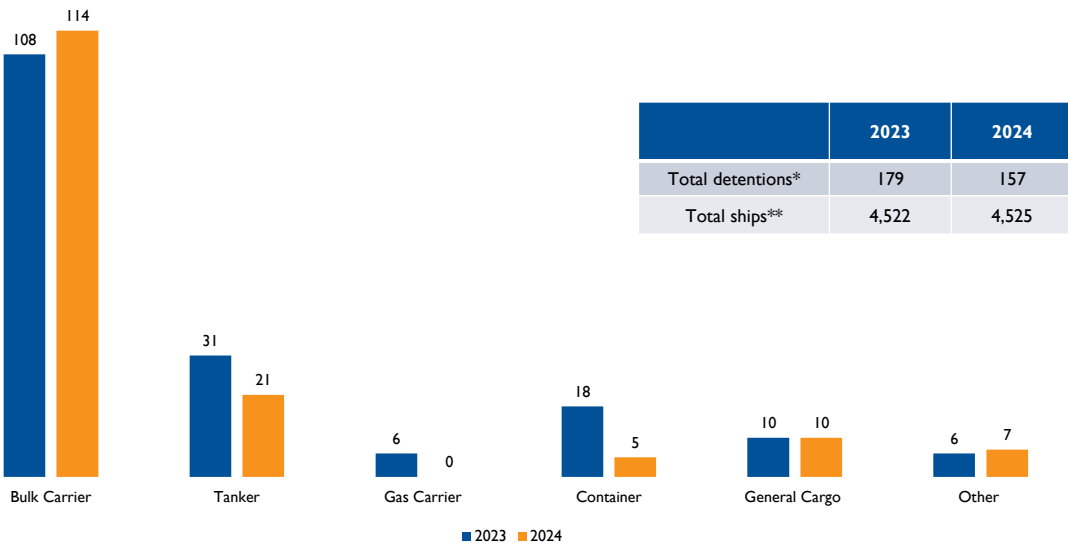
4

2023-2024年の船種別PSC拘留隻数データ



5

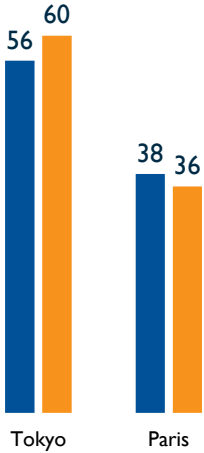
PSC DETENTIONS PER TYPE 2023-2024



*Total Appeals Achieved: 2023: 5; 2024: 4
 **Excluding MOUs and yachts.

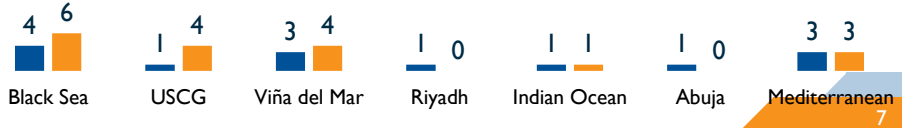
6

2023-2024年バルクキャリアーの拘留隻数データ



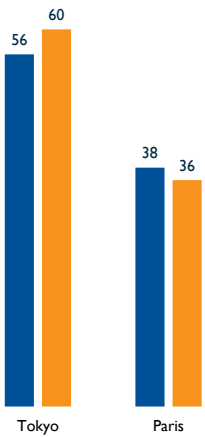
	2023	2024
拘留隻数*	108	114
全登録隻数	1,939	1,920
拘留率	5.6%	5.9%

* 介入による拘留取り下げ: 2023年:1件; 2024年:3件



7

BULKER DETENTIONS 2023-2024



	2023	2024
Total detentions*	108	114
Total ships	1,939	1,920
Detention ratio	5.6%	5.9%

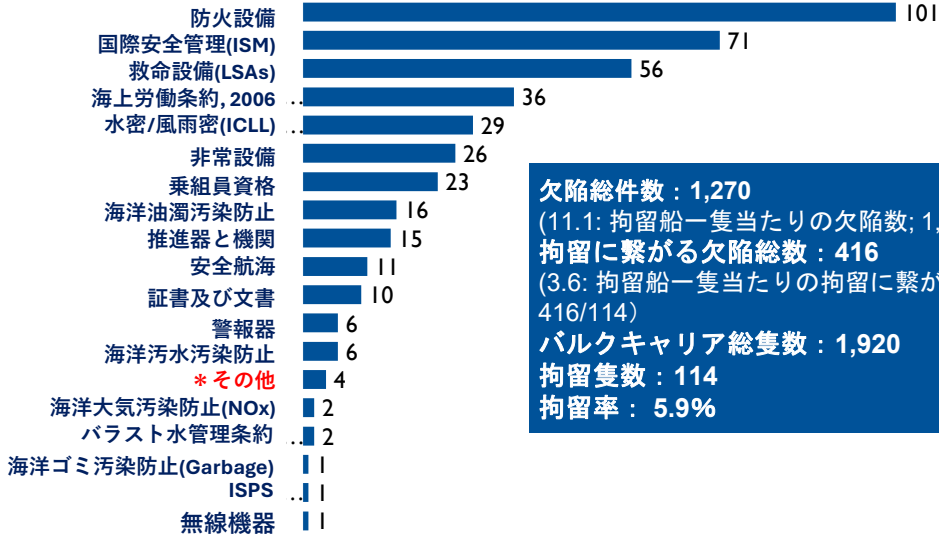


*Total Appeals Achieved: 2023: 1; 2024: 3

■ 2023 ■ 2024

8

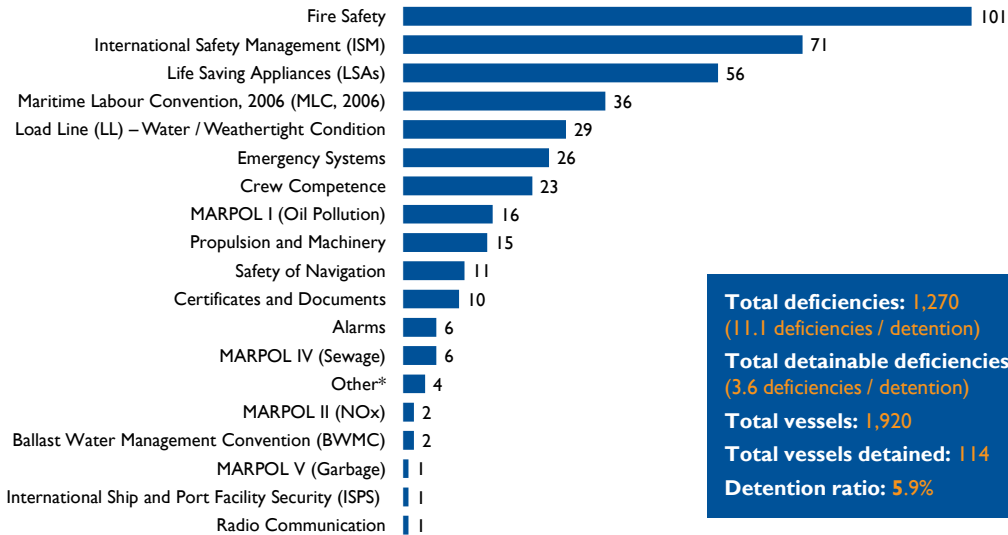
2024年: PSC拘留につながる欠陥 - バルクキャリアー



欠陥総件数 : 1,270
 (11.1: 拘留船一隻当たりの欠陥数; 1,270/114)
 拘留に繋がる欠陥総数 : 416
 (3.6: 拘留船一隻当たりの拘留に繋がる欠陥数 ; 416/114)
 バルクキャリアー総隻数 : 1,920
 拘留隻数 : 114
 拘留率 : 5.9%

* 地域PSCに拠る、最小安全運航人員、デッキの状態等

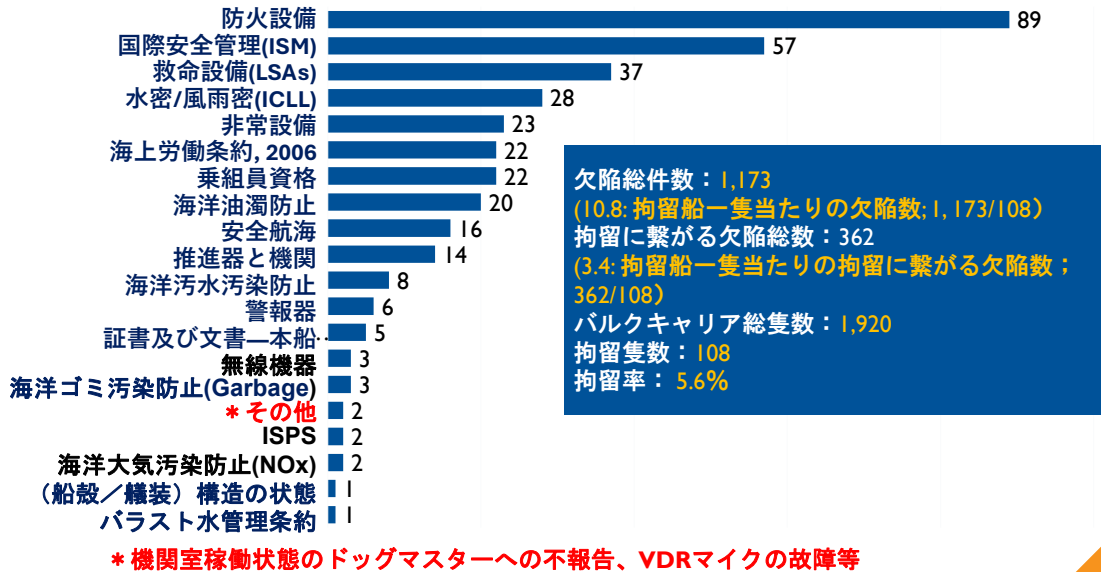
BULKER PSC DETAINABLE DEFICIENCIES 2024



Total deficiencies: 1,270
 (11.1 deficiencies / detention)
 Total detainable deficiencies: 416
 (3.6 deficiencies / detention)
 Total vessels: 1,920
 Total vessels detained: 114
 Detention ratio: 5.9%

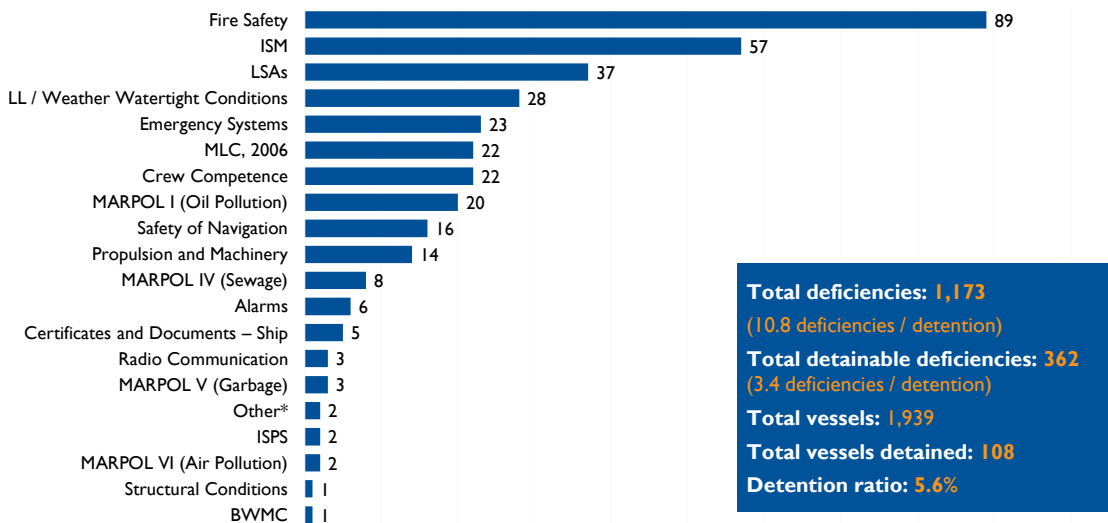
*Local PSC trends, manning failure, deck condition, etc.

2023年: PSC拘留につながる欠陥 - バルクキャリアー



11

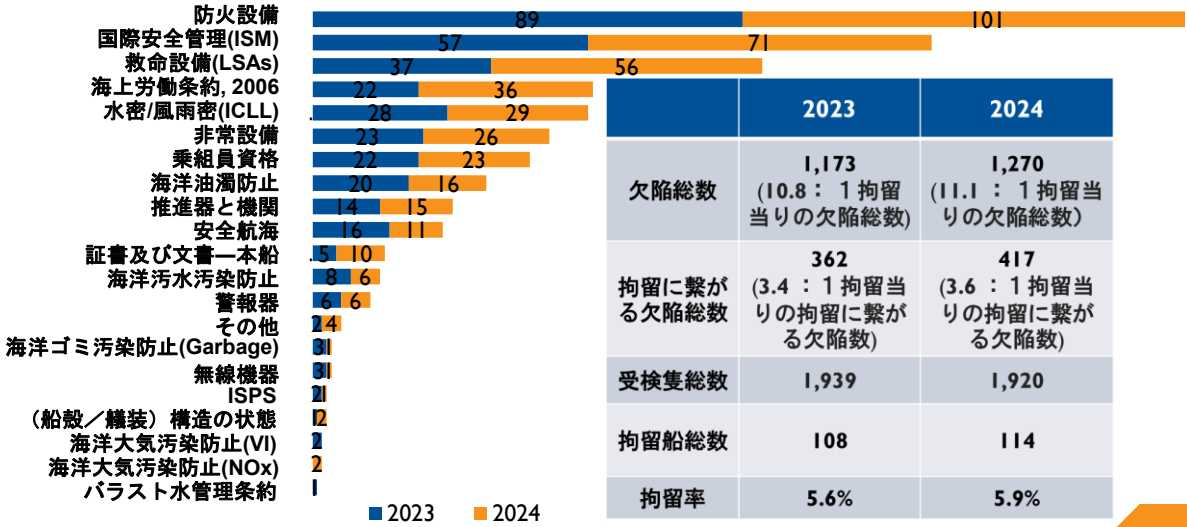
BULKER PSC DETAINABLE DEFICIENCIES 2023



*Engine works not declared to harbor master, voyage data recorder (VDR) microphone, etc.

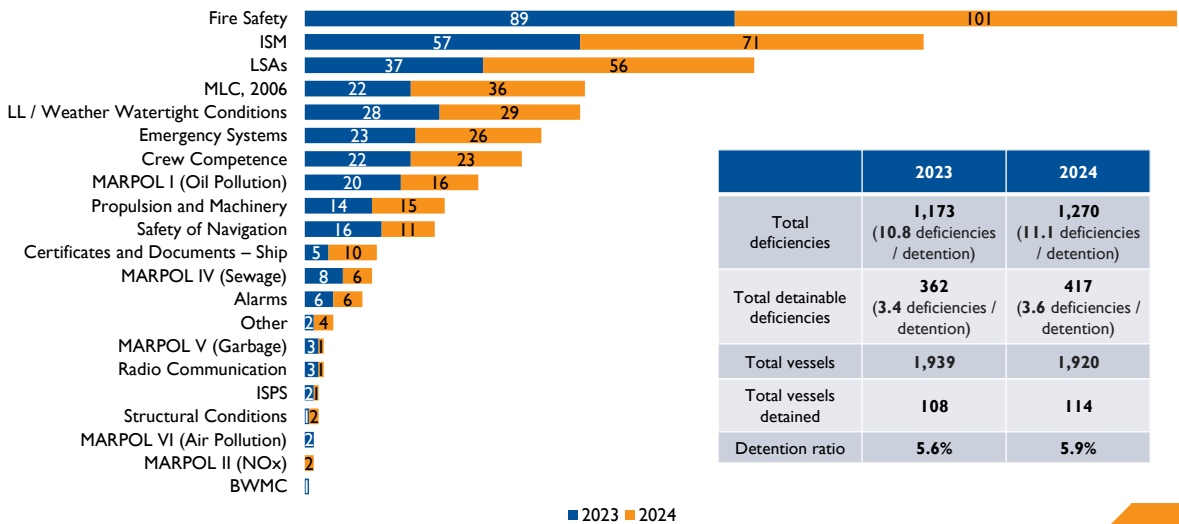
12

拘留につながる欠陥 - バルクキャリア 2023年/2024年データ比較



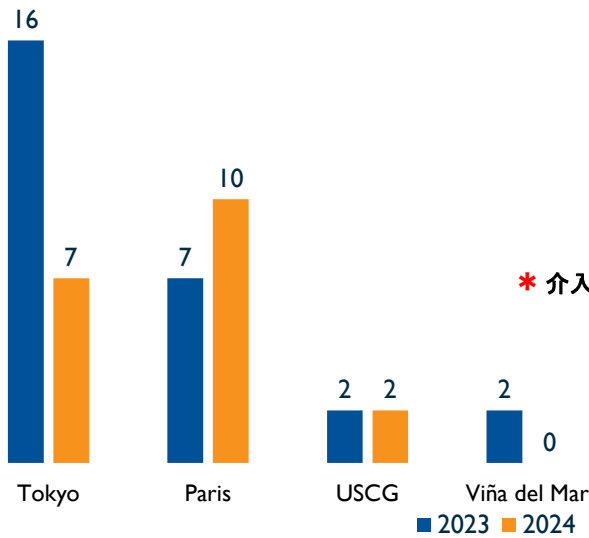
13

BULKER PSC DETAINABLE DEFICIENCIES 2023 VERSUS 2024



14

2023年-2024年MOU別タンカーの拘留隻数

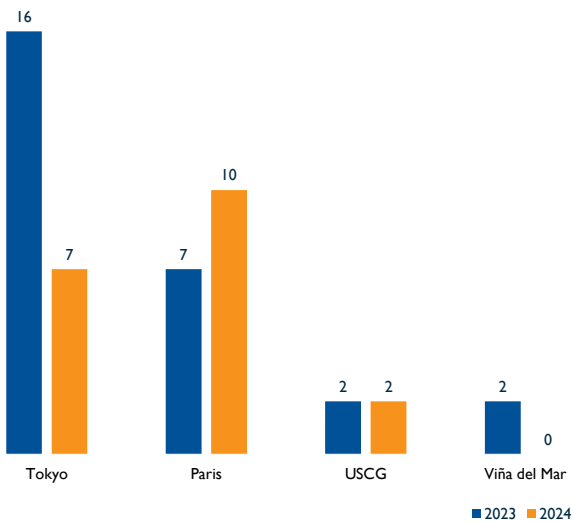


	2023	2024
拘留隻総数*	34	21
受検船総数	1,372	1,312
拘留率	2.5%	1.6%

* 介入による拘留取り下げ: 2023年: 3件; 2024年: 1件

15

TANKER DETENTIONS 2023-2024

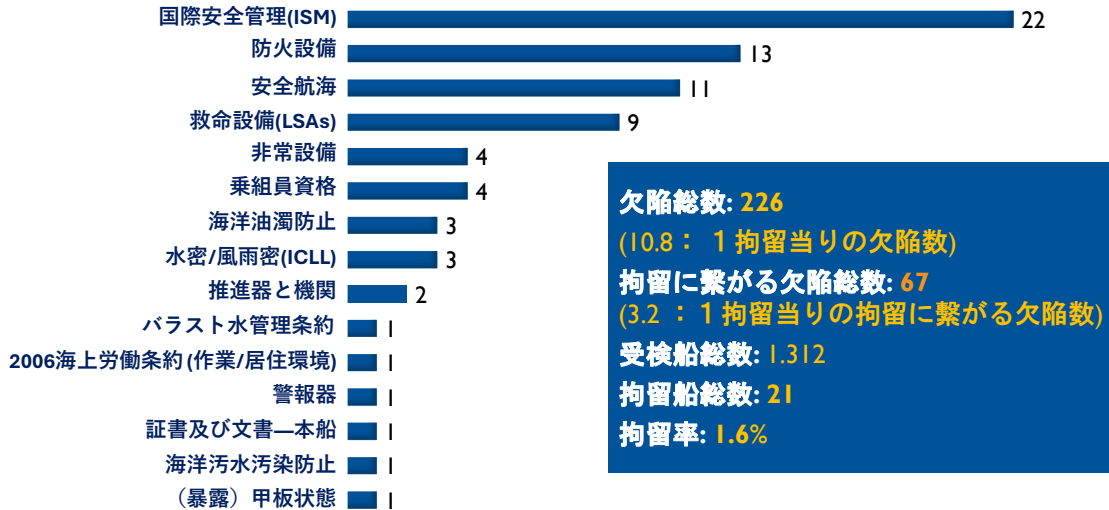


	2023	2024
Total detentions*	34	21
Total ships	1,372	1,312
Detention ratio	2.5%	1.6%

* Total Appeals Achieved: 2023: 3, 2024: 1

16

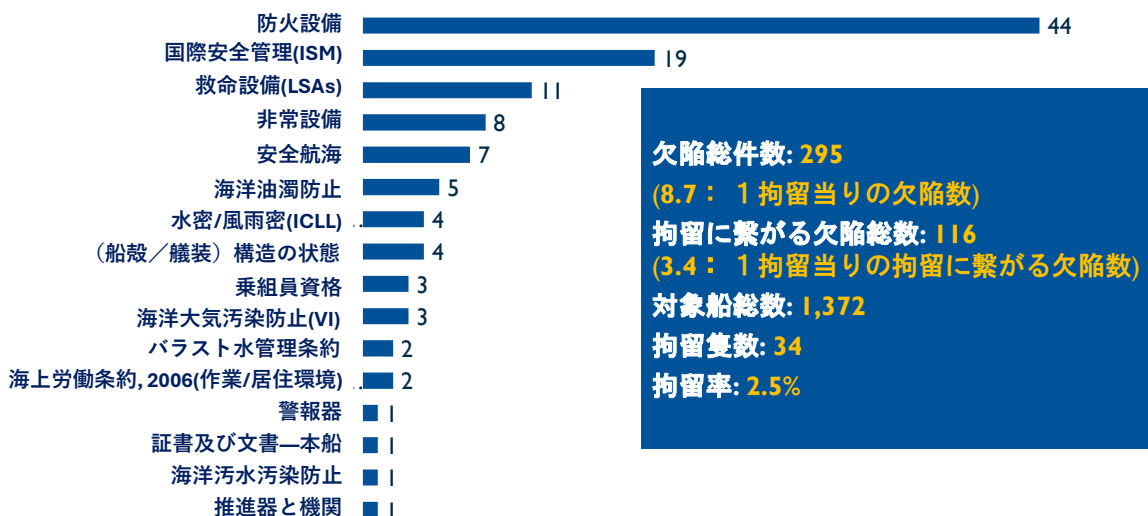
2024年：PSC拘留につながる欠陥 - タンカー



17

17

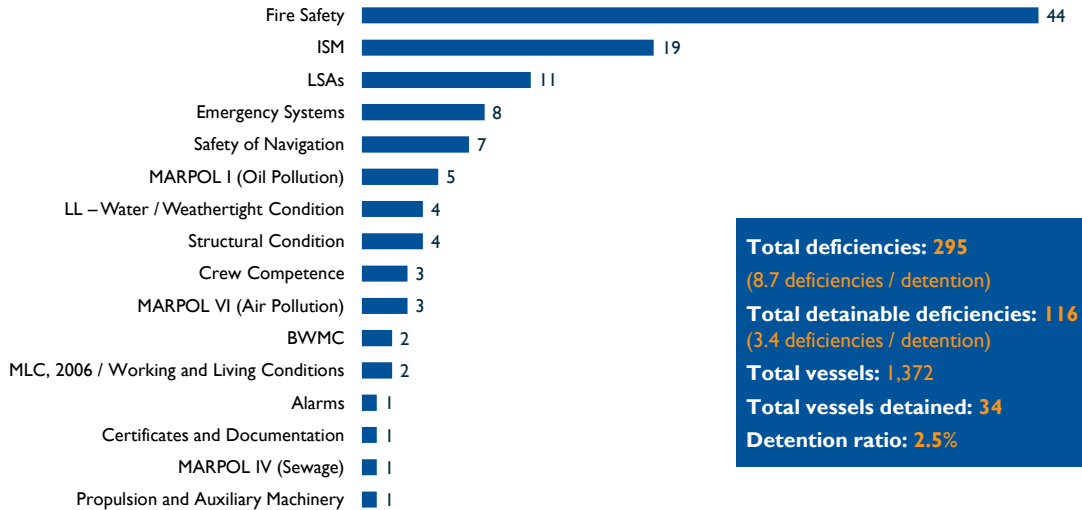
2023年：PSC拘留につながる欠陥 - タンカー



18

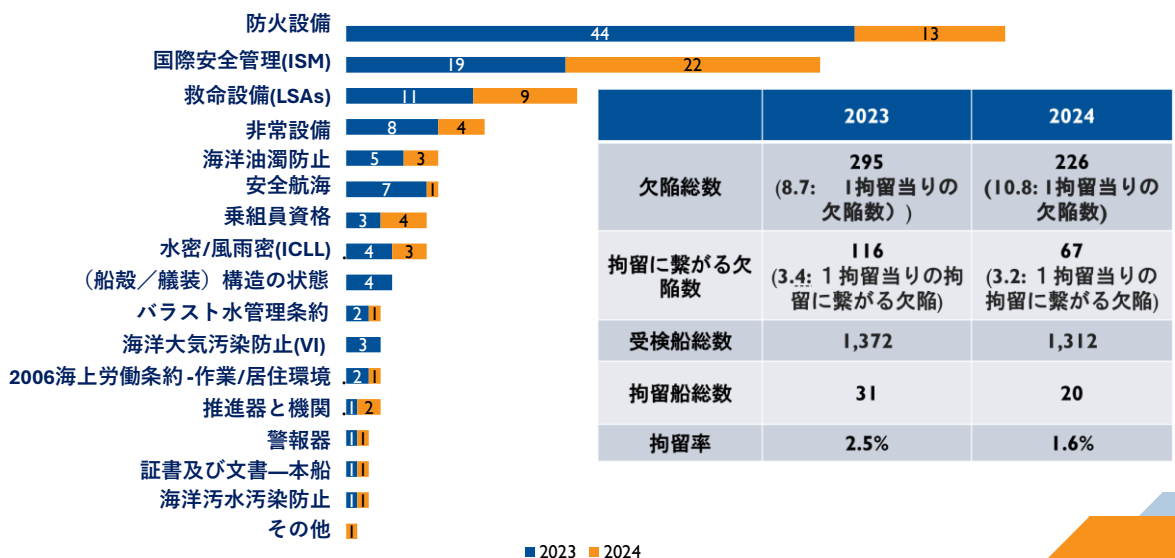
18

TANKER PSC DETAINABLE DEFICIENCIES 2023



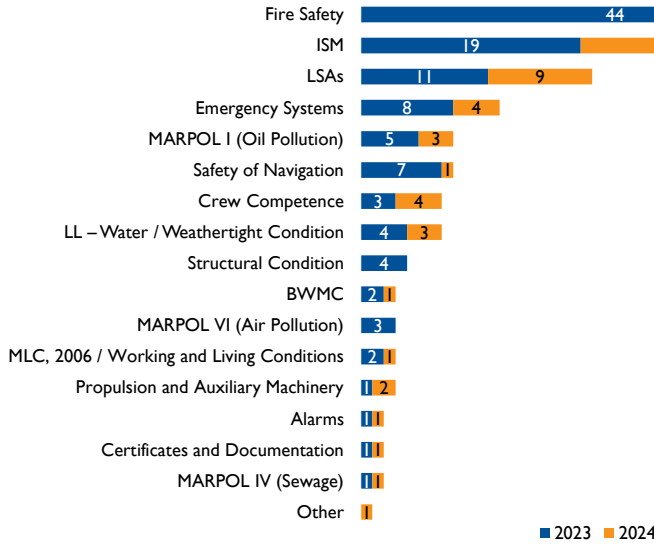
19

2023–2024年 PSC 拘留に繋がる欠陥 - タンカー



20

TANKER PSC DETAINABLE DEFICIENCIES 2023-2024



	2023	2024
Total deficiencies	295 (8.7 deficiencies / detention)	226 (10.8 deficiencies / detention)
Total detainable deficiencies	116 (3.4 deficiencies / detention)	67 (3.2 deficiencies / detention)
Total vessels	1,372	1,312
Total vessels detained	34	21
Detention ratio	2.5%	1.6%

ご清聴ありがとうございました

